Data Sheet

Item

1503

1. Product description:

Continuous Rim Diamond Blade

Dimensions (in):	7" x 0.08" x 7/8"
Dimensions (mm):	180 x 2 x 22.2
Specification:	EASY CUT
Max. rpm:	8,500
Segment Height:	7 mm
Line:	Easy Cut®

DDRC

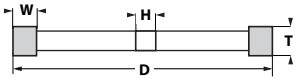

D =	**180**	**mm**
T =	**2**	**mm**
H =	**22.23**	**mm**
W =	**7**	**mm**



Marble | Refractory Brick | Concrete | Block

1. Application

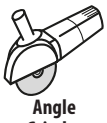

Angle Grinder

Circular Saw

• Designed for fast cutting of construction materials such as concrete, brick, marble, and other natural stones, excluding granite and quarry stone.
• Ideal for applications requiring excellent edge finishes.
• Designed for light-duty, occasional use.
• Excellent price-to-performance ratio.

2. Operating instructions

• Use with an Angle Grinder or Circular Saw.
• Mount the blade following the direction of rotation indicated by the arrow on the blade and let it spin idle for one minute to verify it is not damaged.
• This blade can be used for dry cutting. Allow air to cool the blade by withdrawing it from the cut every 15–20 seconds.
• Do not exceed a cutting depth of 1 inch (25.4 mm) per pass. For deeper cuts, make multiple passes.
• Use a moderate depth of cut and feed rate, as excessive cutting pressure may damage the diamonds.

3. Safety information

• Always use safety guards.
• Never exceed the maximum operating speed indicated on the label.
• Always wear appropriate personal protective equipment (PPE), including gloves, hearing protection, respiratory protection, and safety glasses.
• Do not use for grinding operations.
• Never attempt curved cuts.

4. Handling

• The initial inspection must be carried out while the product is still in its original packaging. If there is any visible evidence of damage, the product should not be accepted.
• Handle blades carefully to avoid impacts or drops. If a blade shows cracks, broken segments, or visible damage, it must not be mounted.

5. Storage

• Store the blade in a clean, dry environment, free from moisture, dust, and dirt, preferably in its original packaging. Avoid prolonged exposure to hot, cold, or wet surfaces.
• Store blades in a manner that prevents distortion of the steel core.
• Avoid resting the diamond segments against rigid surfaces that could damage them.
• If a diamond disc is stored at an angle, ensure that the entire face of the disc is supported, not just its edges.
• Store diamond blades in their original packaging on a flat surface. Small diamond blades may be suspended by their center holes.
• If blades are stored vertically, provide adequate lateral support.

6. Packaging units

• 1 piece.